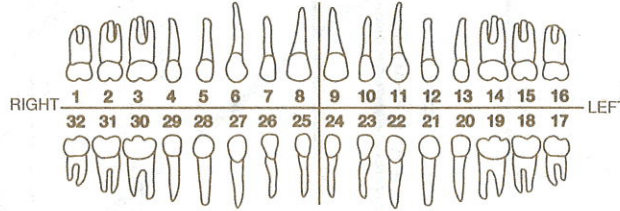
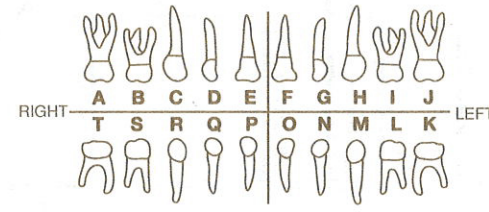
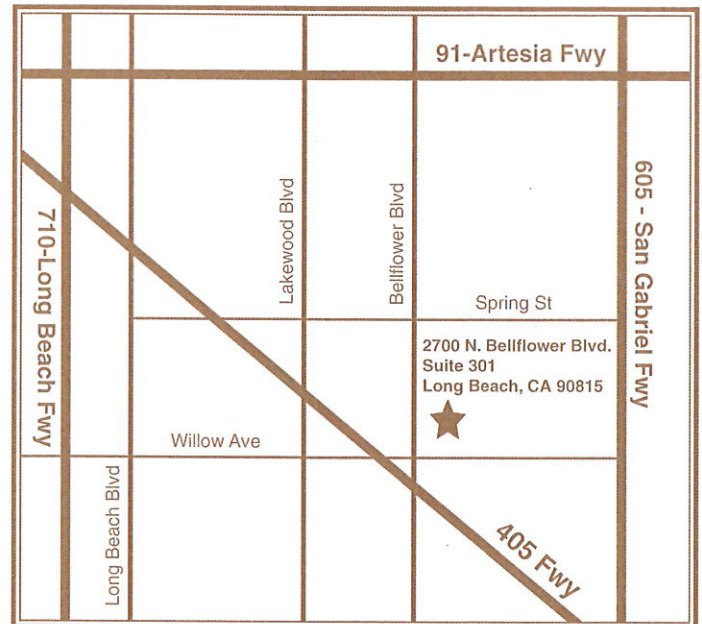


David R. Telles, DDS     Justin C. Mull, DMD     Jenny Wong, DMD, MD

INTRODUCING:	PHONE:	APPOINTMENT DAY:                      DATE:                      TIME:
PLEASE EVALUATE: <input type="checkbox"/> Extractions <input type="checkbox"/> Implants <input type="checkbox"/> Orthognathics <input type="checkbox"/> Cyst/Lesion <input type="checkbox"/> Chain & Bracket <input type="checkbox"/> Tooth Exposure <input type="checkbox"/> Sleep Apnea <input type="checkbox"/> Bone Grafting	PERMANENT  RIGHT                      LEFT   RIGHT                      LEFT DECIDUOUS	<p style="text-align: center;"><b>SURGICAL INSTRUCTIONS TO PATIENT</b> <i>If you are having general anesthesia or sedation:</i></p> <ul style="list-style-type: none"> <li>• <b>DO NOT EAT OR DRINK ANYTHING</b> for 8 hours before your surgery. (This includes water, coffee, etc.)</li> <li>• Make arrangements to have someone drive you home following surgery. <b>If you drive to the office, you must have a driver, or a general anesthetic will not be given.</b></li> <li>• Minors (under 18 years of age) <b>MUST</b> have a parent or legal guardian present or written consent from them at time of surgery.</li> <li>• Upon appointment, please advise our office of all medical issues and have a complete list of medications.</li> <li>• Wear a short-sleeved shirt, loose-legged pants, and comfortable shoes (no sandals)</li> </ul> <p style="text-align: center;"><b>IF YOU HAVE ANY QUESTIONS – PLEASE CONTACT OUR OFFICE</b> <b>(MAPS ON BACK)</b></p>
WRITTEN INSTRUCTIONS: _____ _____ _____	REFERRED BY:                      DATE: <b>DOCTOR:</b> PLEASE FAX THE TOP COPY TO APPROPRIATE OFFICE	WHITE - ORIGINAL - FOR YOUR CHART (Fax Please) CARD COPY - FOR PATIENT - MAPS ON BACK <i>(Please use Ballpoint Pen and Press Firmly)</i>

Retired Doctor of the Practice: David A. Hochwald, DDS • Albern L. Spoolstra, DDS • Michael W. Marshall, DDS



**DIRECTIONS TO HUNTINGTON BEACH LOCATION:**

- **From north of Huntington Beach** – Take Beach Blvd. exit south off 405 fwy. Stay in right lane and follow signs to Center Avenue. Turn right onto Huntington Village Lane and make a right into second driveway.
- **From south of Huntington Beach** – Take Beach Blvd. exit south off 405 fwy. Pass under freeway and immediately turn right on Center Avenue. Turn right onto Huntington Village Lane and make a right into second driveway.
- **From Beach Blvd., south of 405 Fwy** – Turn left on Edinger Avenue, right on Gothard Street, right on Center Avenue (cross RR tracks). Then turn left onto Huntington Village Lane and make a right into second driveway.
- **From Beach Blvd., north of 405 Fwy** – Go south under freeway. Turn immediately right on Center Avenue, pass beyond One Pacific Plaza entrance. Turn right onto Huntington Village Lane and make a right into second driveway.